



ConstructConnect Takeoff v. 21.6.0.0

Release Date: June 11, 2021

V.21.6.0.0 is a scheduled upgrade to ConstructConnect Takeoff that includes some new features and various bug fixes.

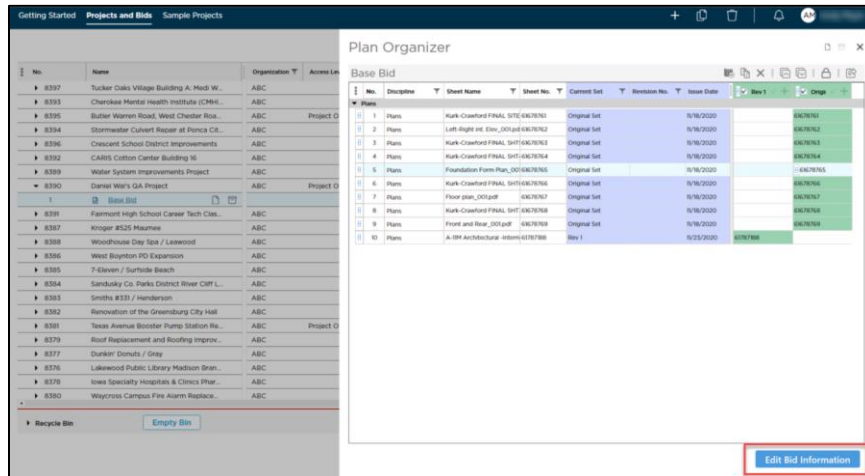
Contents

Changes.....	2
Editing the Plan Organizer	2
Fixes	4
Known Issues.....	4

Changes

Editing the Plan Organizer

In May we added an “Edit Bid Information” button to the Plan Organizer to streamline the process of making changes to plans especially when there are multiple users working in a project simultaneously.



This new button is enabled if you are a Project Owner (for the project whose Plan Organizer you’re opening) *or* have the role of Editor or Admin within your organization.

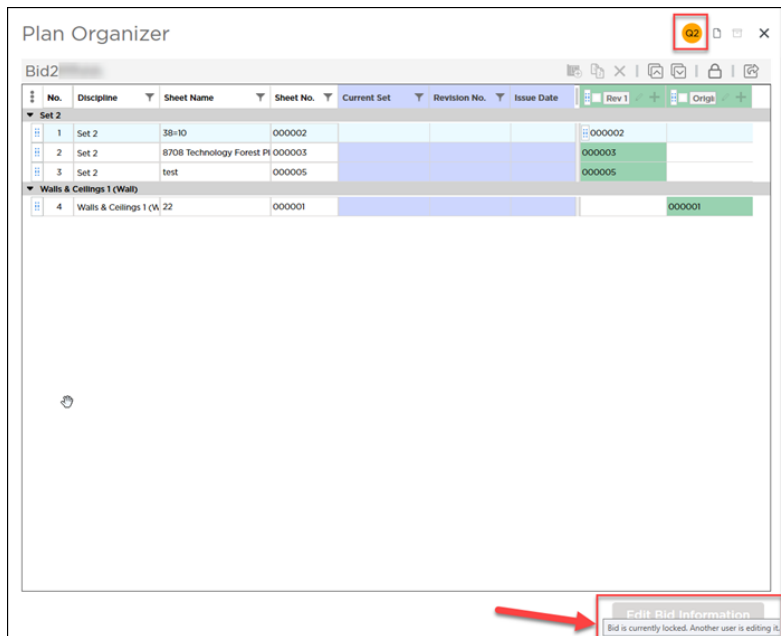
When a user clicks the “Edit Bid Information” button, that user can make all the usual changes, including

- Add, edit, rename, reorder, delete, activate/deactivate Plan Sets
- Add, rename, reorder, duplicate, and delete Sheets
- Create, rename, and change Disciplines
- Match, unmatch Revisions Sheets

While one user is editing the Plan Organizer, it will be locked (meaning, read-only) for all other users in that project (or any of its bids). Although no changes can be made during that time, other users can still open the Plan Organizer in read-only status and

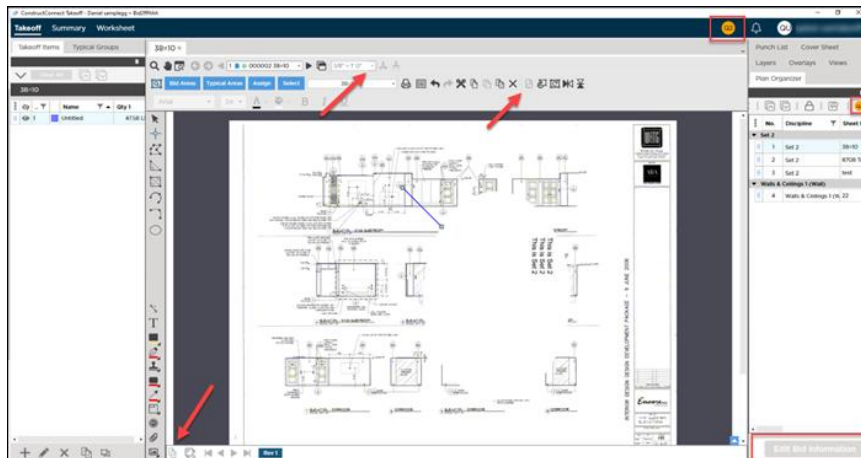
- View and filter Plans
- Expand/collapse Disciplines
- Add, hide, resize columns (from three-dot menu in top left corner)
- Export to Excel
- Lock/unlock columns

Those other users will see a tooltip in the bottom right corner that identifies that another user is currently editing the Plan Organizer. When the initial user completes their work and closes the Plan Organizer, it will be available for editing once again.



If a user is editing the Plan Organizer and a second user opens one of the bids in that project, the second user (and any subsequent users) will notice some plan-related functionality is temporarily disabled from the Takeoff Tab, including the ability to

- Rotate or flip plans and takeoff
- Rename pages
- Change the scale



All of that functionality will be restored to subsequent users when the initial user exits the Plan Organizer.

All of these new changes will be applicable whether a user is accessing the Plan Organizer from the Projects and Bids List or from the Takeoff Tab within a bid.

Fixes

We fixed a number of bugs in this version. The following are those likely to be encountered by an end user or originally reported by an end user:

- TD-20569. In a bid with 200 takeoff items, showing Image Legend or printing pages with Image Legend was slower than expected.
- TD-20600. Opening the Plan Organizer for a project with no plans was automatically opening with the Plan Set Editor in focus.
- TD-20880. Matching a revision page and then changing the order of plan sets in a bid crashed the application.
- TD-20888. In bids with multiple plan sets, changes made to the Plan Organizer (adding/removing plans, renaming sheets, etc.) weren't saved if changes were followed by reordering of the plan sets.
- TD-20667. Clicking Print icon when Image Legend was on didn't open Print Preview full screen and the Print and Cancel buttons weren't visible until window was resized.

Known Issues

- ~~Clicking the Print icon when Image Legend is on doesn't open Print Preview full screen and Print and Cancel buttons aren't visible until window is resized.~~
 - ~~**Workarounds:**~~
 - ~~Press Alt + Space and then click "Maximize" in the dialog that opens to reset the Print Preview.~~
 - ~~In Print Preview, select your print options on the left and press Enter (on keyboard) to print the page.--FIXED~~
- If a Sheet no longer belongs to the Current Set in a bid because the Revision Page was deleted and the Original Page was deactivated, the takeoff and annotations done on the Revision Page do not get removed from the bid as expected and the totals on the Worksheet and Summary Tabs are incorrect.
 - **Workaround:** Activate/deactivate the Original Set
 - *** UPDATE:** Corrected for pages with takeoff. Work continues on pages with annotations as well.
- Bids originating from the ConstructConnect Platform cannot be imported into Quick Bid when the Bid Date, Bid Time, Start Date, and End Date are missing from the Bid Cover Sheet.
 - **Workaround:** Enter Bid Date/Time, Start/End Date on the Bid Cover Sheet in ConstructConnect Takeoff. Remember to press Tab or Enter after adding dates/times to activate Save button for Bid Cover Sheet.

Bid Cover Sheet [Close]

Project Information		Bid Settings and Information	
Project Name	[Redacted]	Bid Name	Base Bid
Project Code	[Redacted]	Lead Estimator	[Redacted]
Organization	[Redacted]	Bid Code	[Redacted]
Project Owner(s)	[Redacted]	Accounting ID	[Redacted]
Project Type	Default	Bid Status	Bidding
Current Bid	[Redacted]	Contract/Job No.	[Redacted]
Notes		Total SQ Size	[Redacted]
	Bid Date/Time and Start/End Date must be populated to export Bid to Quick Bid	Bid Date and Time Jan 19, 2021 @ 2:00 PM CST	Local Bid Date and Time Jan, 19 2021 @ 02:00 PM
		Start Date Feb 14, 2021	End Date Feb 22, 2021